

**Rosen Real Readers Interactive Software**  
**A Supplementary Reading Program**  
**Powered By**  
**Failure Free Reading**



**Four Levels of Increasing Complexity:**  
**Early Emergent, Upper Emergent, Early Fluency, Upper Fluency**  
**18 Titles Per Level**  
**72 Titles**

**Meets the content-area need in science, social studies, and math**

- Prepares students for standardized tests
  - Builds comprehension
  - Provides access to the language of social studies, science, and math
- Teaches Common Core State Standards for Reading Informational Text**

# Reading Level Chart

## Selecting Books at the Right Level

Rosen Classroom understands the challenge of helping children select books that match their reading ability. We also recognize that every leveling system must be flexible to reflect the realities of individual students, schools, and districts.

Use this chart to match our books with the levels you need, or look for our DRA, EIL, GRL, and Lexile Level equivalents throughout this website.

We also assign grade-based Reading and Interest Levels, however only you can determine which books truly suit your students' needs.

Grade Level	Rosen Classroom	Guided Reading Level	DRA	EIL	Lexile
Pre K – 1	Early Emergent	A B C D	A 1 2 3 4	1 2 3 4 5 6 7 8	BR 100 – 140
1 – 2	Upper Emergent	D E F G H	3 4 5 6 8 10 12 14	4 5 6 7 8 9 10 11 12 13 14	120 - 370
2 – 3	Early Fluency	G H I J K L	12 14 16 18 20 24	12 13 14 15 16 17 18 19 20	270 – 550
3 – 4	Fluency	L M N O P	20 30 34 38	24 28	600 – 800

## Software Components - Vocabulary

### Develops Academic Non-Fiction Vocabulary




**Each Key Academic Non-Fiction Word Is Pronounced, Spelled Aloud, Defined and Later Used in A Meaningful Contextual Story**

**Oral Definitions Are Offered In English or Spanish**

## Software Components - Meaningful Context

**Each Lesson Introduces Your Student Is to A Full Page of Non-Fiction Common Core Text Promoting Science, Social Studies and/or Math**

Fluency -- 1. A Doctor's Busy Day -- Lesson 5 -- English Directions






### More Patients

Steven is Dr. Taylor's next patient. He has fallen off his bike and hurt his arm. Dr. Taylor examines Steven's arm and takes some X-rays to make sure it is not broken. The X-rays show that Steven's arm is just fine.

Many patients are waiting to see Dr. Taylor. On each patient's chart she writes down what she does and what the patient should do to get better.

X-rays are often used to locate breaks in bones. Steven's X-rays show that his arm is not broken.



**Real Life Pictures**  
**Entire Story Is Read Aloud**  
**Key Terms Are Highlighted and Available for Greater Explanation**

**Oral Directions Are Offered In English or Spanish**

## Software Components – Passage Comprehension

**Student Is Asked a Series of Multiple Choice Comprehension Questions on the Page Presented**

The screenshot shows a software window titled "Fluency -- 1. A Doctor's Busy Day -- Lesson 5 -- Spanish Directions". The main content area has a dark blue background and contains a question and three multiple-choice answers. The question is "Q. What happened to Dr. Taylor's patient named Steven?". The answers are "A. he fell off his bike and hurt his arm", "he fell off his bike and hurt his foot", and "he has a bad headache". Each answer is preceded by a radio button. Below the answers is a large, empty, rounded rectangular input field. At the bottom of the window, there is a light blue bar containing four icons: a colorful map of the United States with the text "ROSEN REAL READERS", a green button labeled "QUESTION", a green checkmark icon with "OK" above it, and a question mark icon with "Help" and "Español" below it.

Fluency -- 1. A Doctor's Busy Day -- Lesson 5 -- Spanish Directions

**Q.** What happened to Dr. Taylor's patient named Steven?

**A.**  he fell off his bike and hurt his arm

he fell off his bike and hurt his foot

he has a bad headache

QUESTION

OK

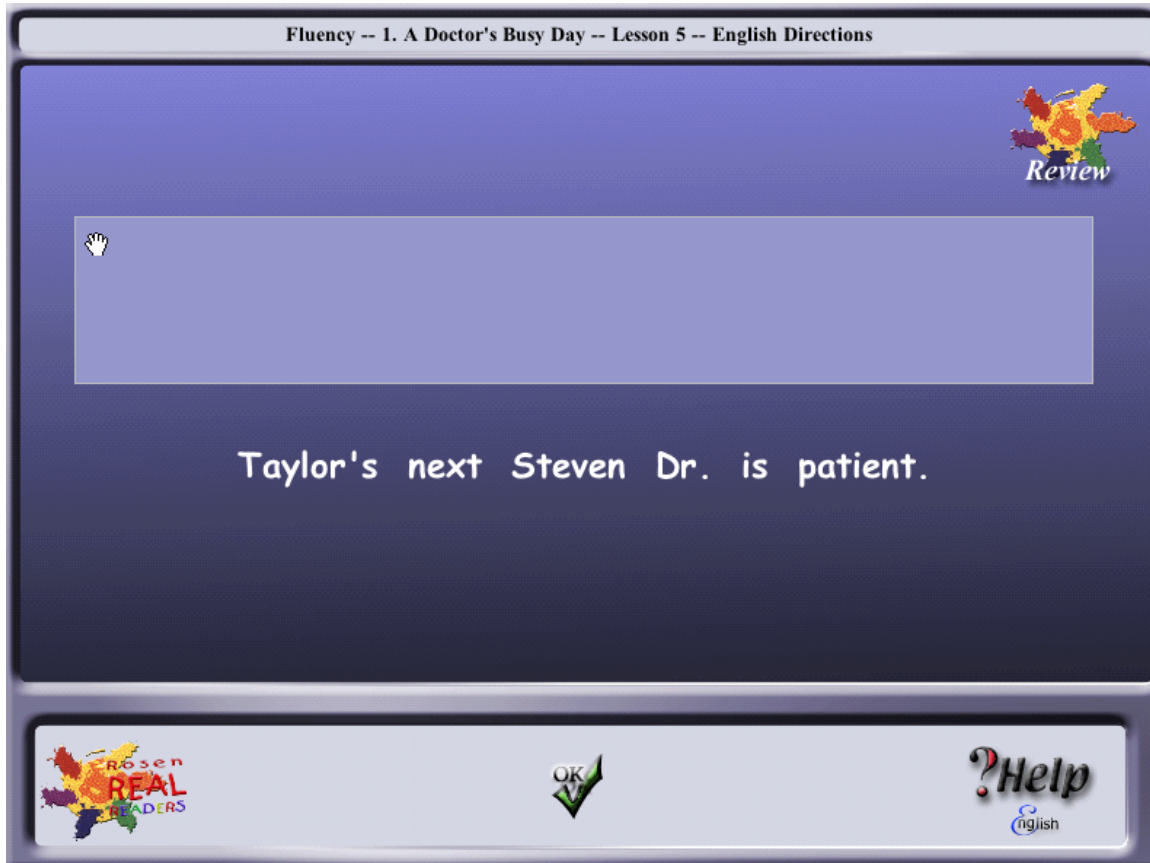
? Help  
Español

**Answers and Questions Are Read Aloud**

**Oral Directions Are Offered In English or Spanish**



**Software Components - Unscrambled Sentences**  
**Student is Asked to Correctly Unscramble A Key Sentence in the**  
**Page Presented**



**Promotes Common Core Standards of Comprehension, Importance of Syntax and Higher Order Thinking Skills**

## Software Components – Spelling



**Promotes Spelling of Critical Non-Fiction Academic Vocabulary As Well As Alphabetical Order and Letter Identification**

## Software Components – Glossary Review

Students Are Asked to Find the Word and Picture of the Word That Matches the Definition Read Aloud

Fluency -- 1. A Doctor's Busy Day -- Review -- English Directions

		
hospital	scared	examine
		
virus	sick	shot

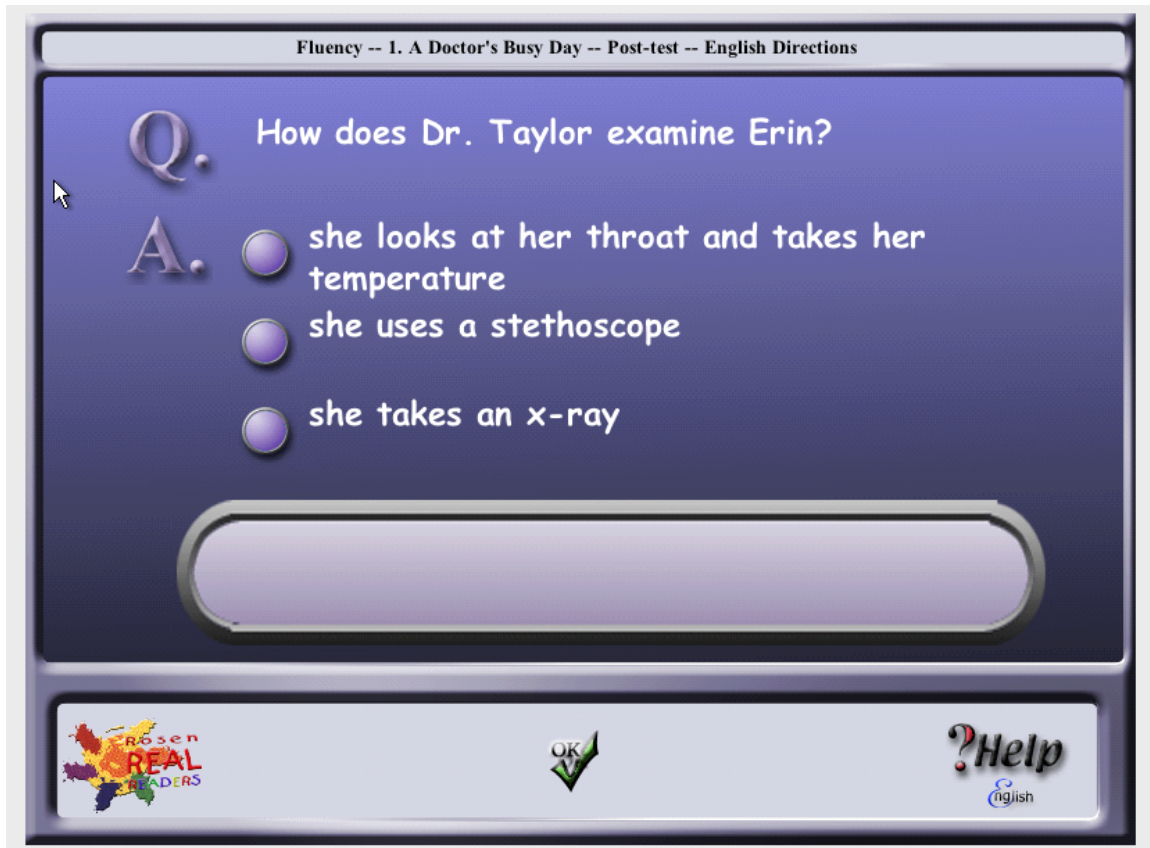
   

Promotes Listening Comprehension and Academic Vocabulary Development and Word Recognition



## Software Components – Story Comprehension Pre and Post Test

Student is Asked to Answer Pre and Post Test Questions About the Entire Story



The screenshot shows a software window titled "Fluency -- 1. A Doctor's Busy Day -- Post-test -- English Directions". The main content area has a dark blue background and contains a question and three multiple-choice answers. The question is "Q. How does Dr. Taylor examine Erin?". The answers are "A. she looks at her throat and takes her temperature", "she uses a stethoscope", and "she takes an x-ray". Each answer is preceded by a radio button. Below the answers is a large, empty, rounded rectangular input field. At the bottom of the window, there are three icons: a colorful map of the United States with the text "ROSEN REAL READERS", a green checkmark with the text "OK", and a question mark with the text "Help" and "English" below it.

Fluency -- 1. A Doctor's Busy Day -- Post-test -- English Directions

Q. How does Dr. Taylor examine Erin?

A.  she looks at her throat and takes her temperature

she uses a stethoscope

she takes an x-ray

ROSEN REAL READERS

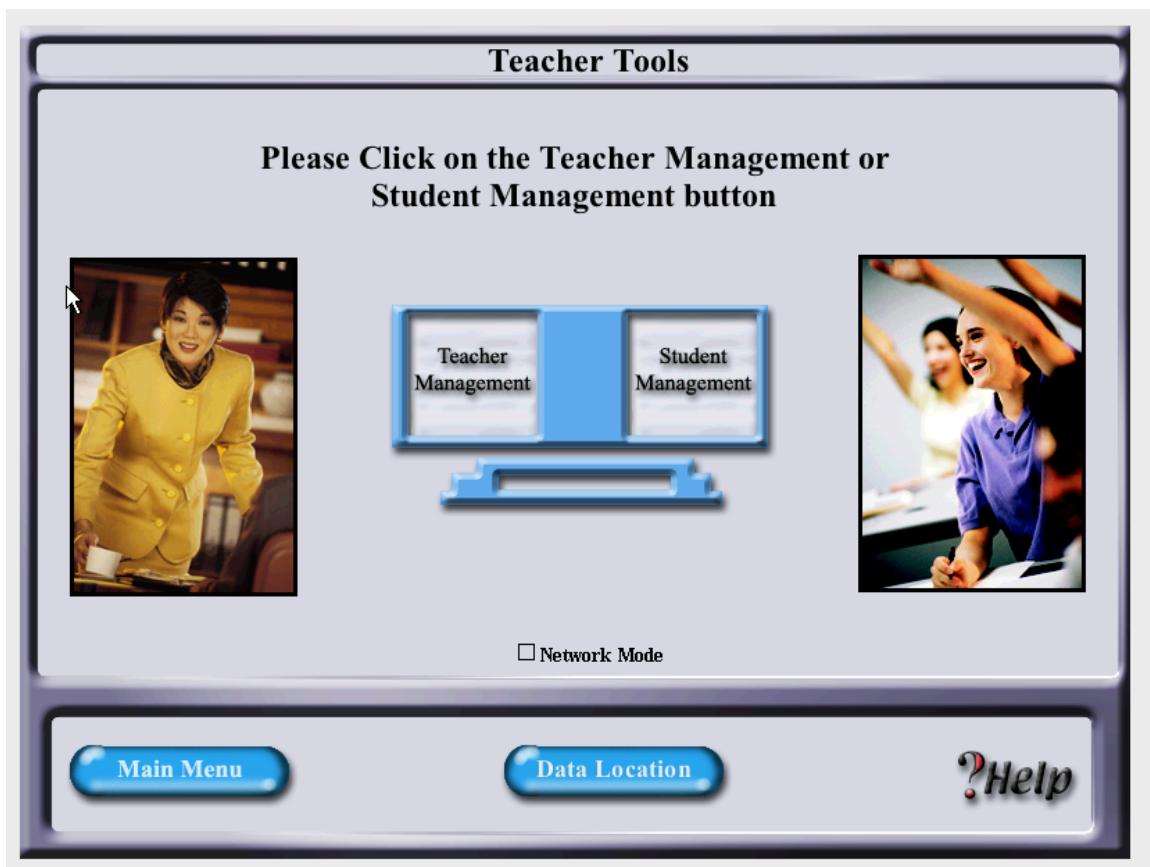
OK

?Help  
English

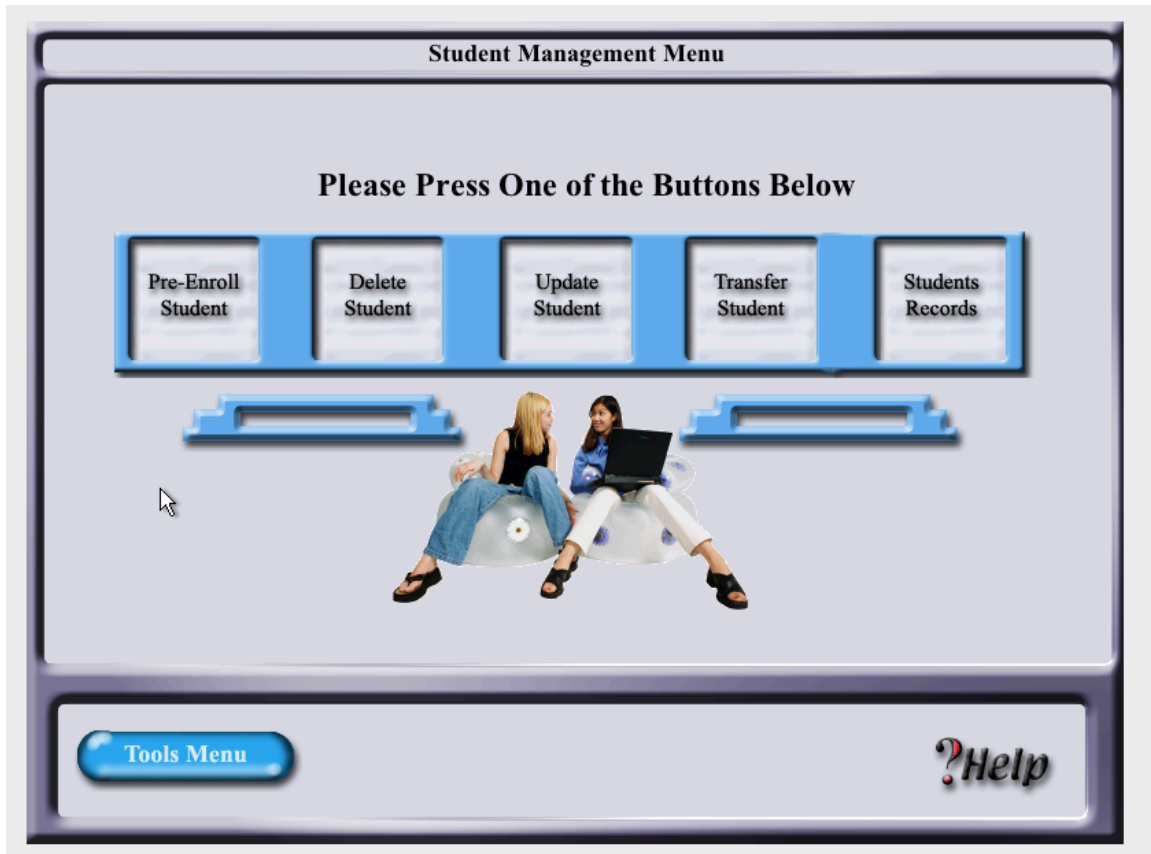
Documents Student Growth in Reading Comprehension

## Software Components – Teacher and Student Management

### Easy to Use Teacher and Student Enrollment Procedures



## Software Components – Student Management



## Software Components – Student Story Placement Four Level Enrollment Options

**Pre-Enroll Students**

Please type in a new student name to enroll the student into your roster, you must also select the correct series for this student to use, then click on the Enroll Student button to add the student.

**Student's Name:**



**Rosen Real Readers Series**

Select Language for Early Emergent Series

Select Language for Upper Emergent Series

Select Language for Early Fluency Series

Select Language for Fluency Series

 [Student Management Menu](#) [Enroll Student](#) 

# Software Components – Student Story Placement Four Level Enrollment Options

## Choice of English or Spanish Oral Directions and Explanations

**Pre-Enroll Students**

Please type in a new student name to enroll the student into your roster, you must also select the correct series for this student to use, then click on the Enroll Student button to add the student.



**Student's Name:**  **Rosen Real Readers Series**

Select Language for Early Emergent Series

> Select Language for Upper Emergent Series  
Upper Emergent - English  
Upper Emergent - Spanish

Select Language for Early Fluency Series

Select Language for Fluency Series



## Software Components – Student Reports

### Student Reports

Select a Student, Level, and/or Book, and click either Preview or Print.

Student:

Level:

Book:

**Display/Print parameters:**

- Teacher
- Date
- Time
- Pre-test questions and answers
  - Questions with incorrect answers only
- Post-test questions and answers
  - Questions with incorrect answers only
- Test times
- Growth
- Chart

