

ELEMENTARY (K-6) SOLUTION

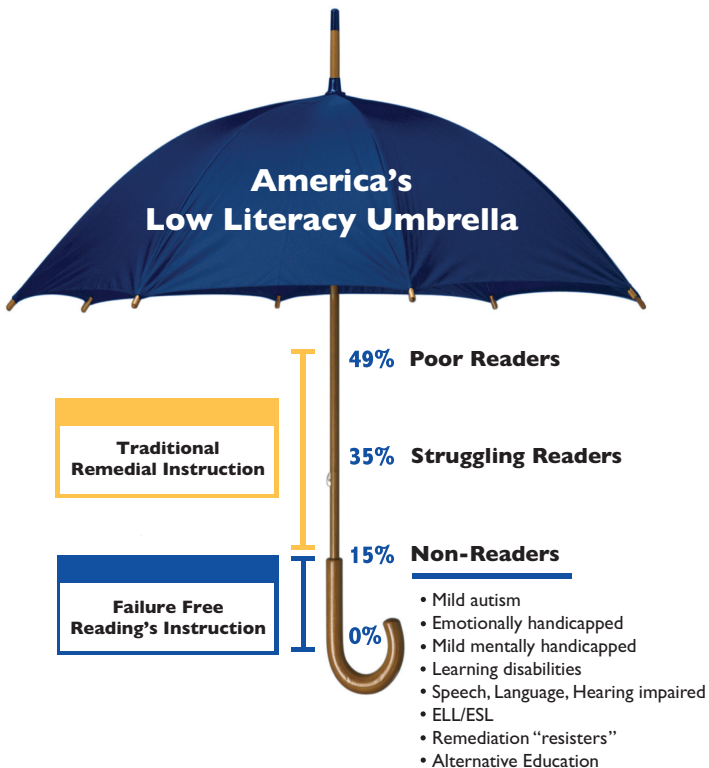
Dramatic Help for Your Not-Yet Readers!

Non-Readers are Different

For the very lowest performing students – the bottom 15% -- including those who haven't responded to remedial phonics instruction, Failure Free Reading's **innovative language development** approach to reading intervention just makes sense!

Failure Free Reading's **evidence-based methodology** compensates for the environmental, language, and audio-phonological deficits that prevent so many students from learning to read. Students used to years of failure need to be challenged, and to immediately experience progress. Now you can meet those needs, and from the very first lesson, establish the "I can!" attitude essential to all learning!

America's Low Literacy Umbrella



There is a clear and direct relationship between vocabulary and reading comprehension. This is especially true for students of low income, regardless of grade level.

Uniquely engaging multi-modal instruction

Failure Free Reading explicitly teaches word recognition, comprehension and fluency using non-fiction stories chunked into daily lessons. Content is age-appropriate and controlled for repetition, syntax and semantics.

Following placement using a print criterion test or the software-based Diagnostic/Prescriptive assessment, small group or individual pullout instruction follows a consistent **three step process** designed to build confidence, independence, and maximal time on task!



STEP 1: Scripted Teacher-Led Oral Language Development Lesson

Direct Instruction:

The teacher previews vocabulary, models reading, teaches comprehension using factual, inferential and leading questions, and then teaches the lesson with students using the text-only Instructional Reader:



KEY RESEARCH FACTS:

- Severely delayed at-risk students make dramatic gains in reading ability, confidence and attitude
- English Language Learners rapidly acquire essential core language skills
- Learning Disabled, Challenged, Autistic, Emotionally Disturbed, Speech/Language Deficient, and Deaf students make significant reading gains in response to highly structured, multi-modal instruction
- Even older non-readers immediately begin learning age-appropriate materials with fluency and full comprehension.

I am still on my walk in the city. I still have time to look around before my train leaves the train station.

I have come to a small shopping area in the city. There are many different shops inside this shopping area.

I am looking at the many different shops in the shopping area. One shop sells food. Another shop sells clothes. Another shop sells sporting goods. Each shop has something in its windows.

The food shop has pieces of candy in its window. Each piece of candy costs one cent. I think one cent candy is a great idea.

The clothes shop has people in its window. The people are not real. The people are make believe. The make believe people are called mannequins.

One window in the clothes shop looks like a snowy winter day. There is a little boy mannequin dressed up with a cap and gloves and a snow suit. The little boy mannequin is pretending to ride a snow sled.

Another window in the clothes shop looks like a warm summer day. There are two mannequins dressed up in summer clothes. One mannequin is a boy and the other is a girl.

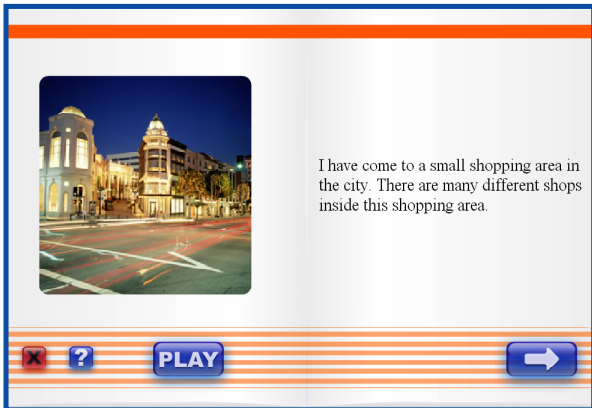
Instructional Reader

STEP 2: Talking Software

Reinforce:

Next, students move to the computer for self-paced instruction that provides the structure, privacy and positive and immediate feedback necessary for independent engagement and independence:

- Diagnostic/Prescriptive assessment (placement & exit)
- Pre/post tests for each story
- Pre-teaching lesson for each lesson
- Talking book instruction each lesson
- Word Recognition activity each lesson
- Reinforcement Activities each lesson include spelling practice
- Reading Comprehension Quiz
- Snapshot, Detailed & Diagnostic progress monitoring Reports
- Directions, pronunciations provided in English and Spanish!



STEP 3: Print Independent Activities

Practice, Review & Transfer:

Abundant print materials for each story reinforce comprehension, develop fluency, and promote transfer and confidence. Independent Activities: fill in the blank, complete sentence, alphabetical order, sentence scramble, sentence illustration, word illustration, word search, and written response. Finally, students transfer to print using the Illustrated Readers.



Name: _____ Date: _____ Score: _____

"Meeting My Friend"
Writing Exercise 2 Lesson 1

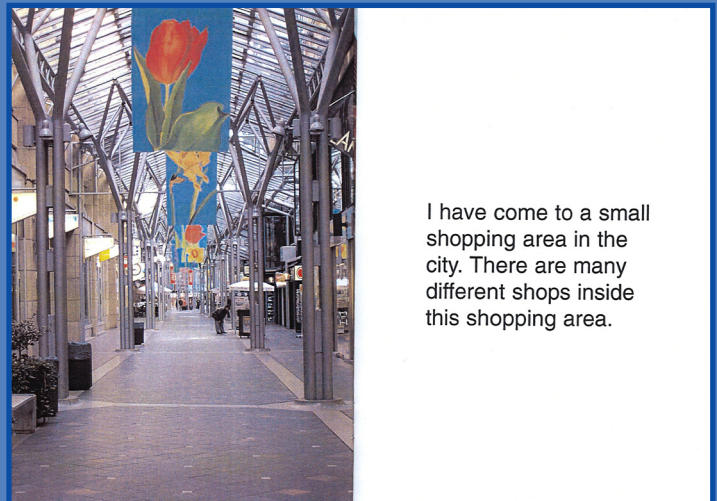
1. I am going to meet my best friend at the _____ .

2. My mother will shop for a birthday present for _____ .

3. I am going to meet my best friend at _____ .

Choices:
A. my younger brother B. the tape store C. downtown shopping mall

1 of 8 Independent Activities



Illustrated Reader



Levels	# Stories	#Lessons	Lexiles	RL	Content
Red	7	59	260-490	1st	1st grade Dolch Sight words
Green	6	61	400-530	2nd	1st-2nd Master Dolch Words
Orange	7	73	420-890	3rd	Transferrable vocabulary
Teal	7	78	940-1160	4th+	Age-appropriate

Price:

The Elementary Solution includes the non-consumable curriculum library (with all print components) shown above @ \$3,000, plus Joseph's Readers talking software in online (\$100 per 12 month seat)* or multi-platform networkable CD-ROM (3 year site license @ \$300 per seat) format.

* Price of online if bought with curriculum library package.

** See Sales Representative for training prices.

Print Components:

Scripted Teacher Manual – 1 copy/level
 Instructional Readers – six copies/level
 Blackline Master --3 ring binder and Win/Mac CD-ROM:

- Eight different Independent Activities per lesson
- 1 Parent Communication Packet per level (English & Spanish)
- 1 Certificate of Excellence per story
- Flashcards for each word in the program
- Student Criterion Reference Test – 1 per level
- Teacher Criterion Reference Test includes Student Record Sheets – 1 per level

Illustrated Readers (6 copies of each story)



Failure Free Reading
 140 Cabarrus Avenue West
 Concord, North Carolina 28025